

Bio-5000 *plus*

Professional Gel Scanner



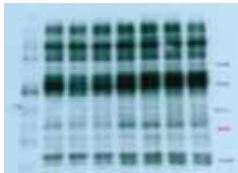
Application:

- ▶ Gel Electrophoresis
- ▶ SDS-PAGE
- ▶ Films for Autoradiography
(Western blots, Northern blots ...)
- ▶ Gel Documentation
- ▶ IEF Gel, etc ...

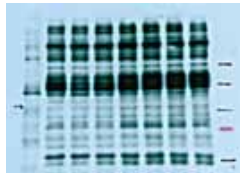


The Bio-5000 Plus provides high image quality with superb features: 4800-dpi resolution, 48-bit color depth, 0.05D-3.7D & 3.77 Dmax.

With resolution that reaches up to 4,800 pixels per inch, the Bio-5000 Plus can surely present scanned images of the light area in incredibly crystal-clear, accurate, and extra detailed ways. Also, it is capable of delivering full 48-bit depth color for richer and smoother tonal values, and a minimum density (Dmin) of 0.05D allows users to capture details in light areas, as well as accurately represent gradation from originals without sacrificing details of the image.



General Scanner



Microtek Bio-5000 plus

Supports multi categories of application examples

The Bio-5000 Plus is capable to scan Electrophoresis gels stained with Coomassie blue staining, or autoradiography, silver-stained SDS PAGE, etc.

Removable Glass Holder

The Bio-5000 Plus is equipped with a specially designed leak-free and removable glass holder that can be easily moved, cleaned, and washed under water.



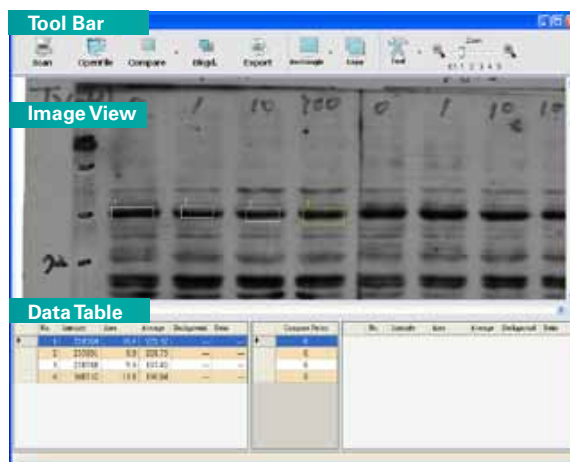
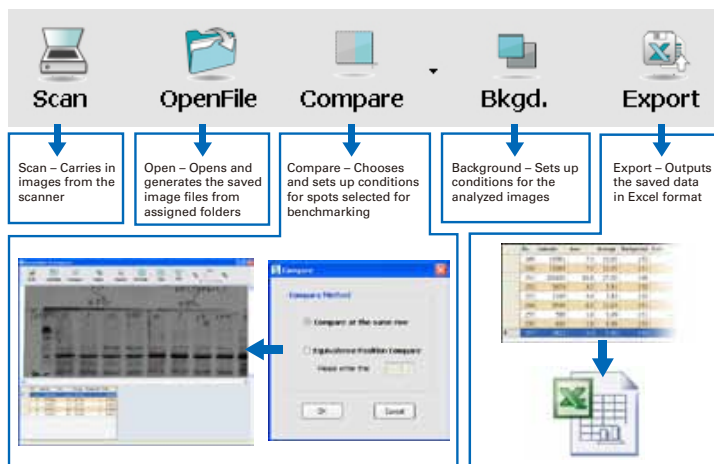
Bio-5000 plus

- Energy-saving LED light source
- Specially-designed removable leak-free glass holder
- Delivers accurate images for both dry and wet gel samples
- Dual-scan beds – 8" x 10" for Gel & Transparent film / 8.5" x 14" for Reflective
- 0.05D ~ 3.7D, 3.77 Dmax
- Microtek's patented E.D.I.T.™ for distortion-free glassless film scanning
- Smart Auto Focusing technology



Powerful Software Features

Introduced with unique software MiBio, users are capable to deal with many biological analyses under a user-friendly surface (Windows only). The utility provides extra value-added turnkey solutions to each case study.



Specifications

| | |
|----------------------|---|
| Scanner Type | Flatbed scanner |
| Image Sensor | CCD |
| Scanning Mode | 48-bit color, 16-bit grayscale (internal/external) |
| Resolution | Optical: 4800 dpi (5 um spot size, 94 lp/mm) Hardware: Up to 4800 x 9600 dpi Default: 300 dpi |
| Light Source | LED |
| Interface | Hi-Speed USB (USB 2.0) |
| Scanning Area | Reflective: max. 8.5" x 14" (216 mm x 356 mm) Transparency: max. 8" x 10" (203 mm x 254 mm) |

| | |
|------------------------|--|
| Scanning Speed | 21.57-sec./8" x 10" (at 300-dpi in grayscale for gel scanning) |
| Optical Density | Transparency: $\geq 0.05D \sim 3.7D, 3.77 Dmax$ |
| Dimensions | 22.3" x 15.1" x 6.3" (567 mm x 385 mm x 158 mm) |
| Net Weight | 26.4 lbs. (12 kg.) |
| Platform | Windows |
| Environment | Operating temperature: 41° to 104°F (5° to 40°C) Relative humidity: 20% to 85% |

System Requirement

- CD-ROM drive (for installing software)
- Color display with 24-bit output capability
- 512 MB RAM or more (1 GB is recommended)
- Pentium IV PC or higher with USB 2.0 port
- 300 MB or more of free hard disk space
- Windows 8, 7, XP and Vista

Included Software

- Microtek® ScanWizard™ Bio
- Microtek® MiBio
- Adobe® Acrobat® Reader



MICROTEK INTERNATIONAL, INC.

No. 6 Industry East Road 3, Science-Based Industrial Park, Hsinchu 30075, Taiwan
Tel: +886-3-577-2155 Fax: +886-3-577-2598 <http://www.microtek.com>

© 2013 Microtek. Microtek, ScanWizard, ArtixScan, and MiBio are trademarks or registered trademarks of Microtek International, Inc. All other brands, product names and logos herein are trademarks or registered trademarks of their respective holders. Specifications, software bundles and accessories are subject to change without notice. Delivery of technical support services subject to change without notice. Not responsible for typographical errors. Images: Shutterstock. 20131030.

Vikmans Multimedia (India) Pvt. Ltd.

517, Devika Tower, 6 Nehru Place, New Delhi-110019
Ph.: +91 11 26212325, 26472325, 8383063820, 9560600552
email : manish@vikmans.org, www.vikmans.com

* For more details on product, please contact your local Microtek sales or dealers.

